

# 2015 CUSHING ACADEMY VISUAL ARTS MAGAZINE







Cyvian Chen

# 2015 CUSHING ACADEMY VISUAL ARTS MAGAZINE

Each year, Cushing students produce an extraordinary number of creative pieces. This magazine highlights some of the artistic creations produced by our talented students during the 2014-2015 academic year. We commend our students for their hard work, talent, progress, and willingness to share their work with others. We hope you enjoy their work as much as we do.

## FACULTY

Bob Johnson      Joan Hathaway      Deborah Gardner  
Rebecca Cinclair      Carolyn Johnson      Cheryl Storm

## GRAPHIC DESIGN

Philip Wexler

## CUSHING ACADEMY MISSION STATEMENT

Cushing Academy, founded as a coeducational boarding school in 1865, exists for students, their academic growth and their personal development. We are dedicated to educating the mind, shaping the character, and nurturing the creativity of young men and women. In a community that is academically and culturally diverse, we challenge each individual, support excellence in every aspect of the learning process, and promote active participation in all areas of life and learning. We offer a demanding college preparatory curriculum, teach skills that build confidence, and instill values that endure.

## COPYRIGHT ©2015 CUSHING ACADEMY

All rights to illustration, photography, and text are reserved by Cushing Academy. This work may not be copied, reproduced, or translated in whole or in part without written permission of Cushing Academy.

Cushing Academy  
39 School Street  
Ashburnham, MA 01430  
(978) 827-7000  
[www.cushing.org](http://www.cushing.org)

## COVER ARTWORK

TOP PHOTOGRAPH:  
Sam Fuller

LOWER ARTWORK FROM LEFT TO RIGHT:  
Katherine Lemieux  
Kayla Sargent  
Cyvian Chen  
Debbie Wen



Behatti Lee



# CUSHING ACADEMY'S EMILY FISHER LANDAU CENTER FOR THE VISUAL ARTS

Cushing Academy is home to one of the most highly respected visual arts programs in secondary education. We feature courses from beginning to advanced levels in a variety of media, including silversmithing, architectural design, photography, and stained glass.

Within our state-of-the-art Emily Fisher Landau Center for the Visual Arts, we are able to offer unique programs with an array of professional-level equipment.

Students in the Visual Arts program encounter many avenues for self-expression. Our supportive environment allows young artists to grow and learn from each other, our faculty, and guest artists. Whether you are a beginner and starting with fundamentals or an advanced portfolio student, we will value your talent and creative spirit and you are sure to be impressed with our range of courses and distinguished instructors.

In addition to the major coursework offered by the Academy, there are also other opportunities for artistic expression and education. The Cushing Academy offers an intensive five-week summer session in Studio Art and Portfolio Preparation. Students have the opportunity to meet working artists who visit campus to work directly with Cushing students. In addition, students take field trips to museums and studios to see practical applications of artistic endeavors.




## COURSE OFFERINGS

**Drawing**  
**Painting**  
**Advanced Painting**  
**Photography**  
**Advanced Photography**

**Architectural Design**  
**Stained Glass**  
**Fused Glass**  
**Silversmithing**  
**Advanced Silversmithing**

**Ceramics**  
**Advanced Ceramics**  
**Sculpture**  
**Art History**  
**Portfolio**











# DRAWING & PAINTING

Cushing's 40' x 80' art studio is filled with natural light and is the ideal space for students pursuing painting, drawing, and architectural design. The studio also serves as a space for art shows, demonstrations, and workshops.















Kalle Young



Milana Yelgeldina



Jack Fay



Nicole Auslander



Reiji Shimane





Angelina Pei



Reiji Shimane



Sophiya Jeffery





Kalle Young



Katheryn Oh



Lucas Curtis



Kalle Young



Lucas Curtis





Katheryn Oh



Angelina Pei  
Angelina Pei



Katheryn Oh



Diane Goldsher

Diane Goldsher



Chongyi Vivian Lu



Ruochen Li



Jessie Zhen



Jack Fay





Khira Dwyer




Milana Yelgeldina 2015


Milana Yelgeldina



Milana Yelgeldina



Jack Fay




Cyvia Chen




Chongyi Vivian Lu






Kristen Haarstick



Kristen Haarstick



Oliver Kaplowitz



Caroline Miller



Marcus Choy



# CUSHING'S 150<sup>TH</sup> ANNIVERSARY

Throughout 2015, Cushing is celebrating the 150th anniversary of its founding. This is a community-wide celebration and several of our art students are participating in creative ways including making drawings of campus buildings and of our founder, Thomas Parkman Cushing.



Reiji Shimane



Yuhong Ding



Yuhong Ding



Nicolas Guo



Reiji Shimane



Ruo Chen Li



# STUDENT/FACULTY ART SHOW

Cushing art teachers teach their students the technical skills necessary to create a successful piece. Photographers learn camera functions and darkroom techniques. Painters learn about how to realistically depict an object. Jewelers learn to solder and cut metal. Potters learn to center on the wheel. Stained glass students learn to cut glass and piece together their work.

However, the teachers are artists in their own right and once these technical skills are taught, they hope to inspire their students to explore their own creativity in their work. Inspiration comes from many sources including looking at the work that teachers and other artists create. Cushing's artist-educators show students their own work so they can see an idea and then make it their own.

In April 2015, the Carter Gallery in the Emily Fisher Landau Center for Visual Arts presented an exhibition of faculty work that was the inspiration for student work. Students saw the faculty pieces and then took that concept or technique and created their own version. In some cases, pieces were collaborative works, where each student and their teacher created parts of a piece. With these pieces, teacher and student worked as artistic collaborators.

Technique, creativity, collaboration, and inspiration all come together for both teacher and student to make successful pieces. And that, of course, is what is wonderful about working with art students: for as many times as our teachers inspire them, they inspire their teachers as well.







# SILVERSMITHING

In our state-of-the-art silversmithing studio, students learn to make jewelry as well as flatware and hollowware. This space is ideal for learning the full range of stone cutting and faceting. The Academy also has an impressive collection of historic metalsmithing tools—some dating back to the 1800s.



Eunice Wong



Cyvian Chen



Jack Casady



Sarah Royka





Clare Parsells



Sarah Royka



Iris Wu



Behatti Lee



Angelina Pei



Jae Young Son



Eunice Wong, Caroline Mattoon, Sam Reynolds, Fiona Kusza



Fiona Kusza



Cyvian Chen



Fiona Kusza



Fiona Kusza





Richard Yung



Caroline Matton



Sarah Royka



Behatti Lee



Cyvia Chen



Jae Young Son



Fiona Kusza



Eunice Wong



Emily Clayton



Jae Young Son



Haidee Chu



Angelina Pei





Richard Young



Emily Clayton



Haidee Chu



Zachary Sowerby



Behatti Lee



Cyvian Chen



John Bourdelis



Haidee Chu



George Han




Fiona Kusza



Eunice Wong





# SCRATCHBOARD ART

Scratchboard is the art of etching images into the surface of specially prepared Masonite boards. The boards are covered with white clay followed by a thin layer of India ink. Created using various sharp tools, the drawings may be simple and elegant or detailed and complicated. Colored inks may be added to enhance the pictures.







# DIGITAL ART

Cushing recently added a new medium to its creative offerings: digital art. In this form, the artist uses a tablet, stylus, and Photoshop to sketch an image. The artist begins with a rough sketch which—just as in traditional painting or drawing—is layered with color and shading to bring the image to life. Yuhong Ding '17 came to Cushing as a traditional artist, but was inspired by fellow Cushing student Reiji Shimane '16 who was doing digital work. Yuhong set to learning this new artistic medium by studying anatomy and spending hours drawing objects and people from real life. Just like with traditional painting, digital art requires that the artist choose the right color and the right brush or tool. But, as Yuhong points out, there's no color mixing or waiting for your paint to dry! Yuhong and Reiji both had their work on display during Spring Family Weekend 2015 as part of the student and faculty art show.







# GLASS STUDIO

Cushing's glass studio combines the ancient art of stained glass with contemporary methods. Our students study glass cutting, soldering, and painting on glass. They also learn to create glass beads and work with lead cane, copper foil, and fused glass.



Katherine Lemieux





Kayla Sargent




Katherine Lemieux



Ziqiao Fan



Debbie Wen




Lucy Garza






Christina Bao



Christina Bao



Lucy Garza



Debbie Wen




Debbie Wen





Kayla Sargent




Mikala Malboeuf



Eunice Wong



Ruby Kau



Cade Calcote  
 Nic Grindstaff  
 Marcos Razon  
 Shearee Namgyel  
 Kristen Odorico  
 James Piamkul Wanich  
 Sylvie Rose  
 Charlie You





# PHOTOGRAPHY

At Cushing, photography students learn the entire process of traditional black and white film photography. Our studio includes an area to develop black and white film and a group darkroom with ten enlargers for students to make their own black and white prints. For more advanced photography students we offer a digital photography class where students use Macs, Photoshop and Epson printers.



Milana Yelgeldina



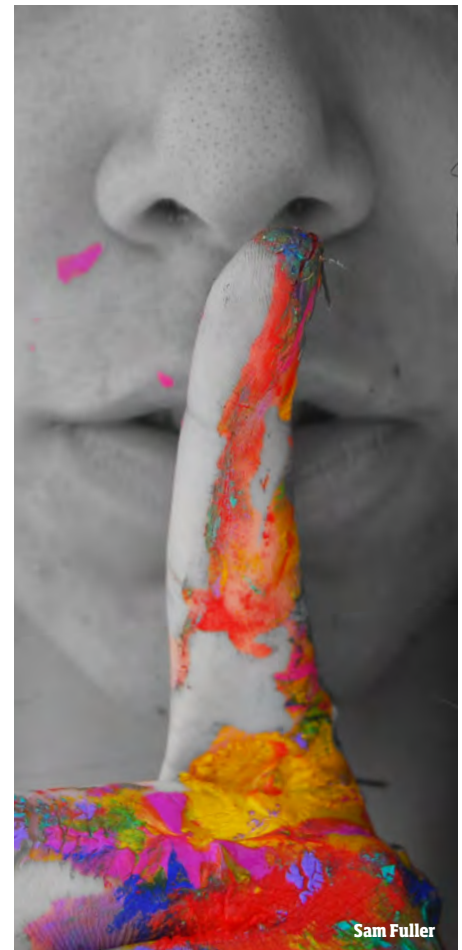
Nora Flaherty



Elizabeth Bourdelais



Simret Semine



Sam Fuller






Nora Flaherty



Napat Rochanapruk




Simret Semine



Zhiqing Yang



Napat Rochanapruk



Sam Fuller





# ARTIST'S JOURNAL

In the winter term, Joan Hathaway led an afternoon activity called The Artist's Journal Workshop. This activity provided an opportunity for students to write as well as draw, paint, and create images in a variety of media. Such journals are powerful creative tools, offering students a place to experiment, explore, consider, and express. Work generated in the art journals can inspire other art work. For example, this year students created glass pieces inspired by their drawings. Two students also created a larger drawing for a potential mural to be painted on campus. Students who created journals were Keira Abbott, Cristina Bao, Khira Dwyer, Sunny Fu, Chase Kinzly, Breton Lorway, Caroline Miller, Jack Vellequette, and Wen Ye Wang.



Keira Abbott



Dice & Gabbana Spring Hante Costume 2015  
Cristina Bao



Khira Dwyer



Wen Ye Wang



Cristina Bao



Keira Abbott




# PENGUIN SCULPTURE

At Cushing, our art students are often given the opportunity to try out new mediums of artistic expression. This spring, several of our students had the chance to work together to create a bronze sculpture of a penguin. Here, they're pictured creating a model of the statue—the first step in bringing the statue to life.







# CERAMICS

Students interested in trying their hand at pottery and sculpture have the very best equipment and supplies at their fingertips in Cushing's ceramic studio. The studio offers nine Brent wheels as well as a slab roller, an extruder, and several kilns, both electric and raku. The large space provides plenty of room for instruction as well as individual work.



Katherine Lemieux



Julie Donnenfeld





Kelly Zhang



Matt Dillon



Arden Kusza




Julie Donnenfeld



Katherine Lemieux



Tim Bouchard



David Cotton  
Marc McLaughlin  
Brain Scoville





Julie Donnenfeld



# ARCHITECTURE

In the Academy's Architectural Design class, students learn to draft a blueprint and construct a sustainable structure. Students will explore conservation of natural resources, while still providing safe, healthy, and attractive living spaces.







# JAKE DROOGAN '11


In January, Bob Johnson's architecture class had a very special guest: Jake Droogan '11 who has been studying architecture at Roger Williams University.

Jake came back to campus with some of the work he's produced at college and to talk to Bob's students about what college-level architecture is all about. By the time he was a sophomore at Cushing, Jake knew he wanted to be an architect. The classes he took at the Academy helped smooth his transition to college because he learned to draw by hand, as opposed to learning computer-aided design (CAD). CAD is necessary too, but Bob is a firm believer that learning to draw designs by hand—and properly measure the space you're designing for—is critical, and Jake agrees. "Computers are great, but you have to be able to draw," he says.



During his visit, Jake told Bob's students that he uses tweezers to create his extremely detailed 1/16th scale models. He also has to create blueprints and must design with landscape in mind. "You have to decide if you're going to design around the landscape or mow it down," he told them. He also has to create his designs in days, rather than weeks, as Bob's students do. "When I'm working on a project, I sometimes spend more than 60 hours a week of my own time working on it," Jake says.

At college, his projects start with a list of requirements like occupancy, square footage, materials, and budget. He has to design with those parameters in mind. Of course, part of the challenge of architecture is working within restrictions. "Anyone can do anything they want," Bob says. "But working within the restrictions is the difference between good and great."




Bob also knows how important it is that Cushing students leave the Academy with a better understanding of real-world applications and what design really entails. "I'm not just pulling things from a text book; I'm teaching students how to do real-world things," Bob says.

That knowledge certainly benefitted Jake, who graduated with a bachelor's degree from Roger Williams in December 2014. He'll complete his master's degree in the spring of 2016. He'll go on to an internship and hopes to go into commercial design.



# THE STUDENT EXPERIENCE

Meet some of the art students from the 2014 - 2015 school year. We wish them well as they move on to college next year and look forward to seeing the works they create in the future.



## Katherine Lemieux '15

Katherine Lemieux is a four-year senior day student from Ashburnham, Mass., and has been fortunate to grow up at Cushing as a faculty child. Kat started taking visual art classes during her freshman year and loved it, but it wasn't until after her sophomore year that her love for art really developed. She enjoys drawing, but spends most of her time working in the ceramics and glass studio. There is nothing she likes more than learning new techniques and trying out new ideas and material. She describes her ceramic pieces as creatively functional and thinks of herself as ambitious in the studio. When her ideas fail, she tries to recreate them in a different way. When she has an idea for a piece, it often comes out differently than she expected, but even if she doesn't love the final product, it inspires her to try things a little differently. She dreams of having a studio in her own house one day that is filled with her own creations and those made by fellow artists.

## Kayla Sargent '15

What Kayla Sargent thought was just an afternoon activity during her freshman year turned into one of her favorite ways to spend a spare moment.

She remembers walking into the art building for the first time and only knowing one thing about stained glass: that it was beautiful. She had never imagined becoming a stained glass artist, but because she was willing to step out of her comfort zone and try something new, she is one. She says, "Glass has allowed me to express myself in ways that sports and school could not, and for that, I am grateful. No matter how crazy my next idea may have seemed, Mr. Johnson always encouraged me to attempt it." There were times when her mistakes resulted in failures, and other times when they resulted in successful enhancements. The countless hours in the studio have been an excellent source of relaxation. "Seeing the transformation of a piece from the rough sketch, to the cutting of the sheets of glass (and inevitably my fingertips), to the frustration of making the pieces fit together, to the hours of tedious foiling, to the precision of making the most perfect soldering lines and eventually to the final wash is one of the most fulfilling feelings in the world," she says.







## Alyssa Hess '15

Alyssa Hess attended Cushing's Summer Session in 2012. That fall, she came to Cushing as a sophomore. When she arrived, she was determined to excel in drawing and painting. However, after enrolling in the school's architecture course for her junior year, her interest and ambitions started to change. She found she was drawn to the design of unique and exciting buildings. "For me, putting a unique twist on a normal idea is so exciting," she says. "Seeing my ideas form on paper and then in life is unbelievably rewarding." She couldn't imagine giving that up, so she took Bob Johnson's architecture course again as a senior, where she helps Bob out when he needs it and works even harder on her designs. Next year, she will attend Roger Williams University and major in architecture and minor in business.

## Fiona Kusza '15

The first time Fiona Kusza '15 stepped into the art building, she was an incoming freshman and part of the Cushing Summer Session art program. She had no idea what medium of art she would be good at, but she learned that Cushing's art program is a great place to find your creative niche. Although Fiona had never been exposed to metalsmithing before, she fell in love when Mr. Johnson helped her make her first piece. For the next four years Fiona worked in metalsmithing. For her, it is a class that allows her to be creative and learn new skills. She says, "I try to spend my extra free periods working on new pieces. I practically live in the art building." She is currently working on a series of tiny books that she has made into jewelry. Fiona is grateful for the skills she has learned and hopes to continue her art education in college.



## Jack Casady '15

Jack Casady '15 has always loved creating art in many different mediums. When he came to Cushing, he focused on the performing arts. However, during his junior year, he decided to take the semester-long beginning metalsmithing course. From the moment he entered the class, he fell in love with the range of projects that were available to the students, including simple but elegant bracelets and more intricate necklaces that highlight the beauty of different stones. Once the semester ended, he continued to take the course for the rest of the year. As a senior, Jack joined the advanced metalsmithing class, which opened up new doors for him. "What I love about metalsmithing is that everything you make becomes a part of you," he says. "Seeing all the hard work put together into a stunning piece really makes it all worth it."



# Learn more about Cushing Academy!



[www.cushing.org](http://www.cushing.org)



[www.facebook.com/CushingAcademyFans](https://www.facebook.com/CushingAcademyFans)



[@CushingAcademy](https://twitter.com/CushingAcademy)



[admissions@cushing.org](mailto:admissions@cushing.org)



978-827-7300

Cushing Academy  
39 School Street  
Ashburnham, MA 01430



Breton Lorway